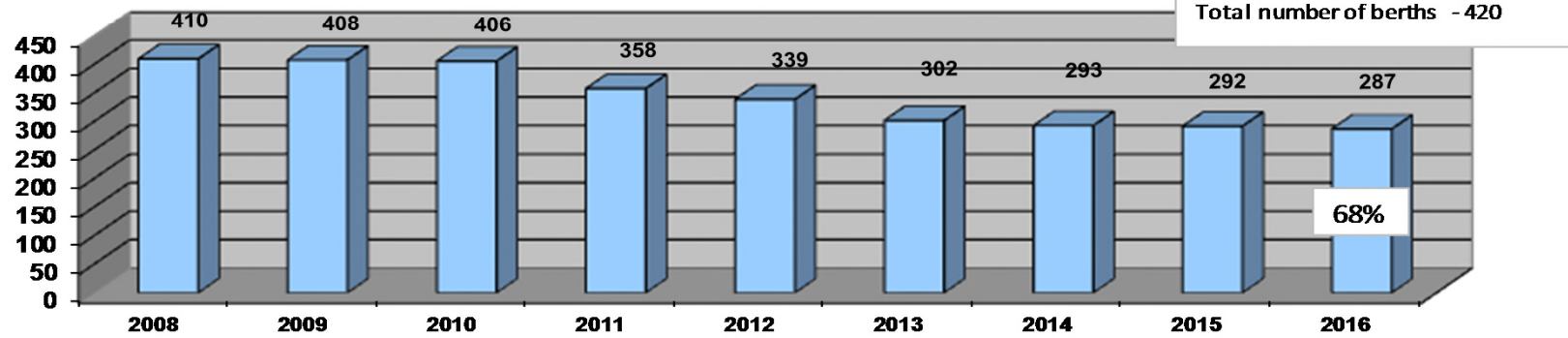


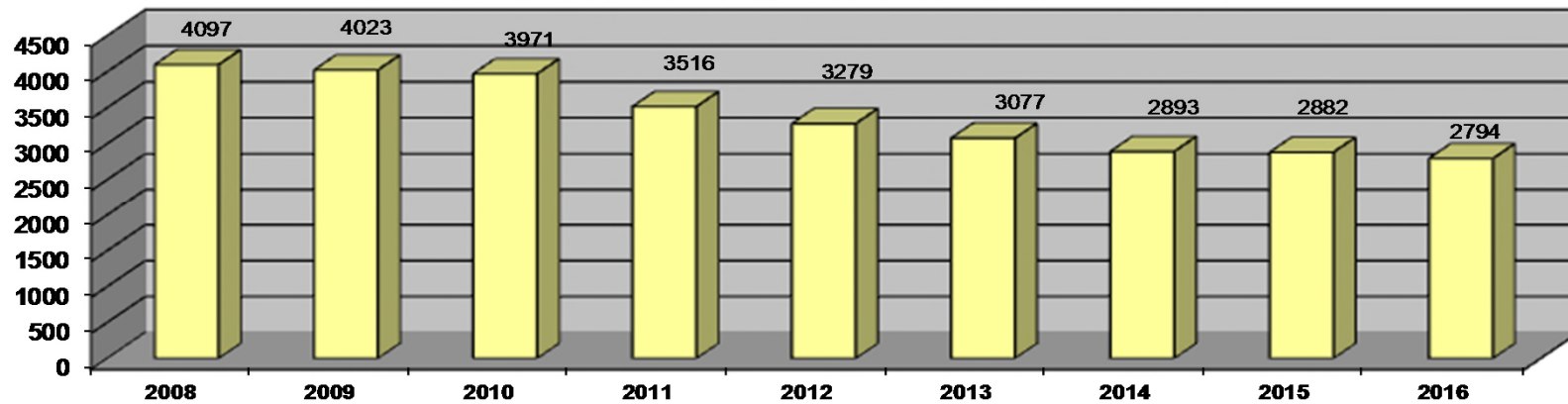
## Ystadegau Blynyddol *Hafan Pwllheli* - i Mawrth 2017

## Annual Statistics for *Hafan Pwllheli* - to March 2017

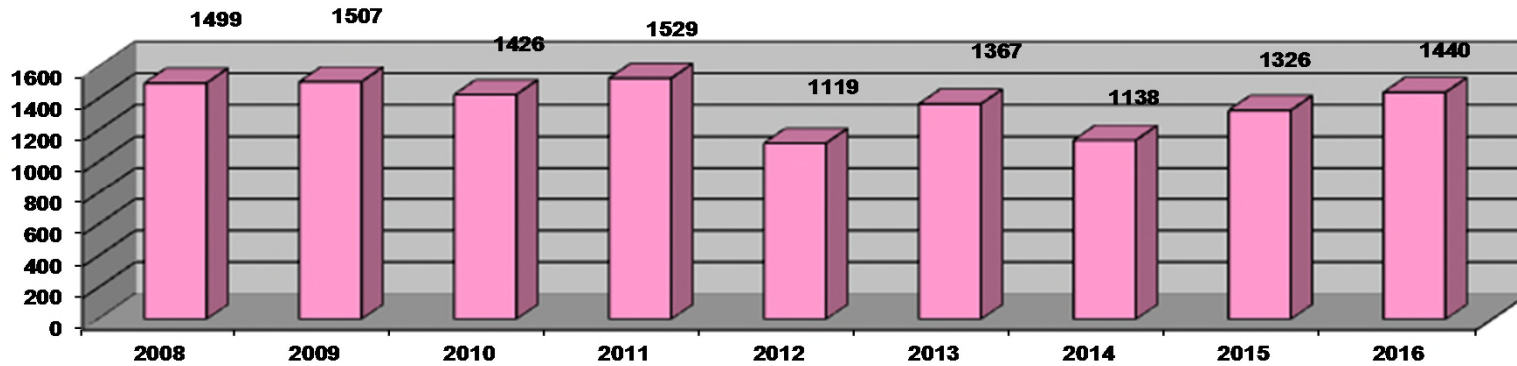
### Nifer o Gychod Blynyddol - Number of annual Resident vessels



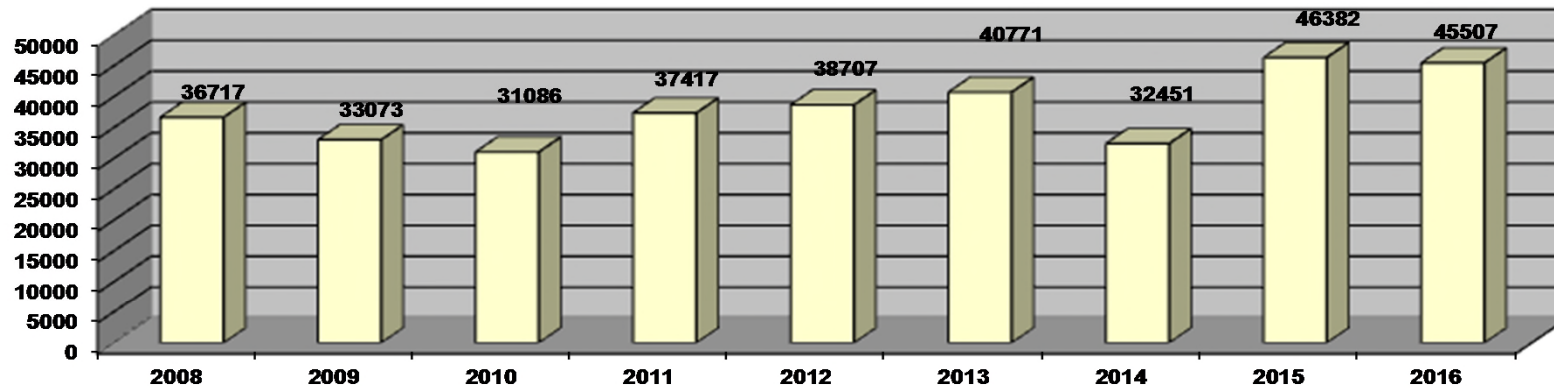
### Cyfanswm medr cychod blynyddol - Total metres Resident boats



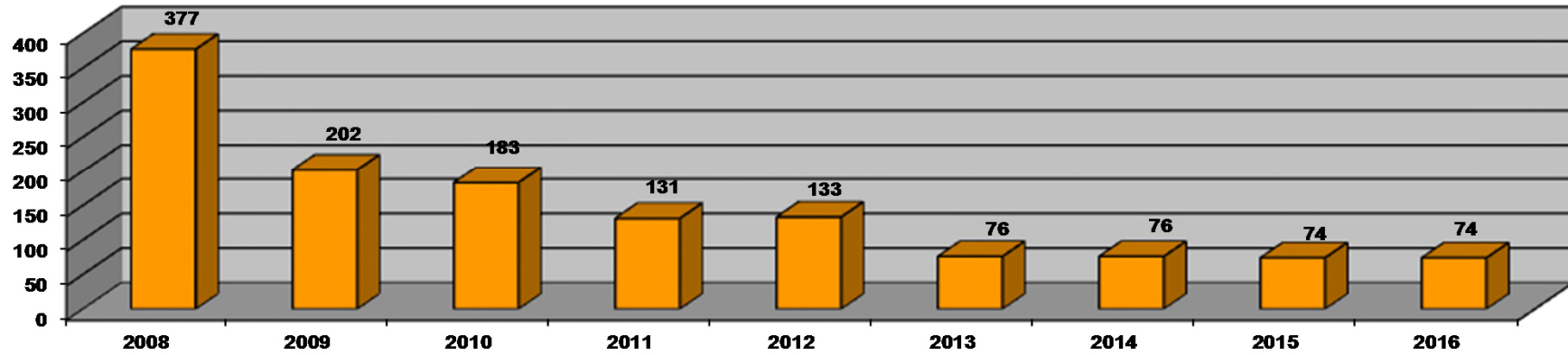
**Nifer o gychoed ymwelwyr mewn blwyddyn - No. of visiting vessels per year**



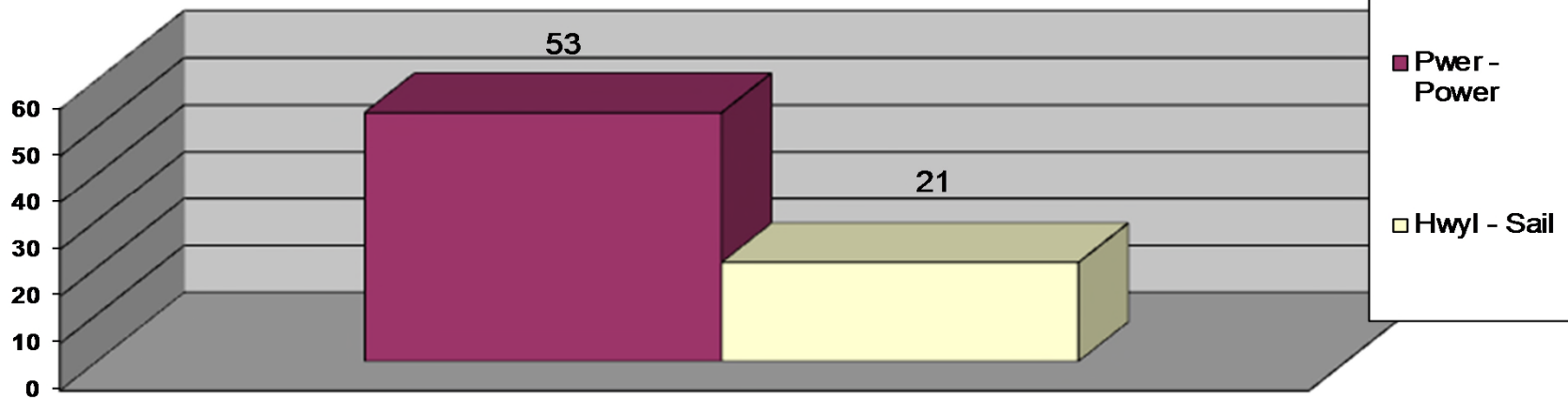
**Cyfanswm medr cychod ymwelwyr - Total mts visiting vessels**



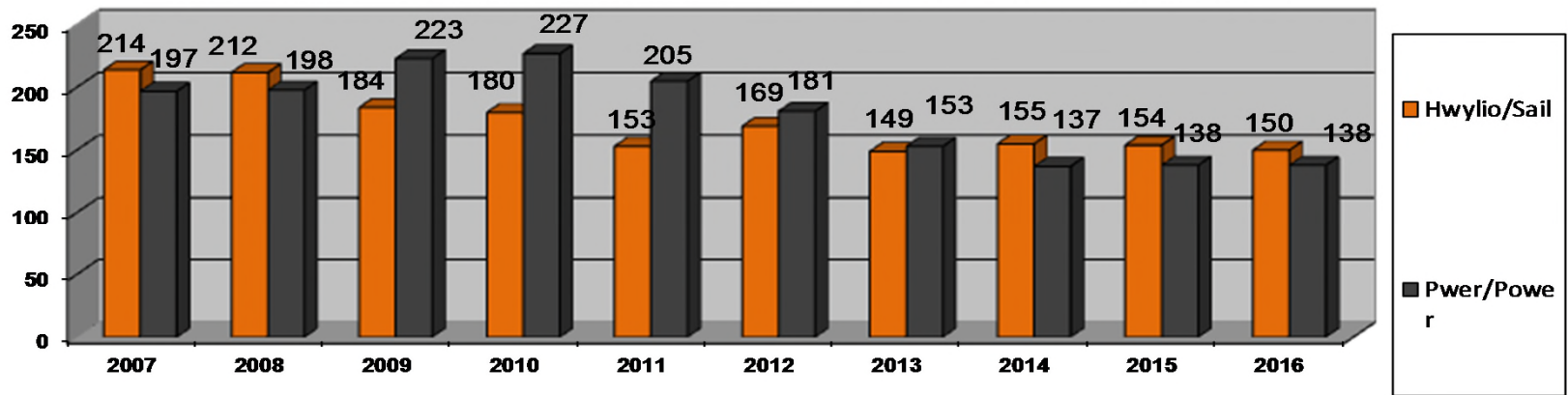
**Nifer o gychoed ar yr rhestr diddordeb mewn angorfa - No. of vessels on the Expressions of Interest list**



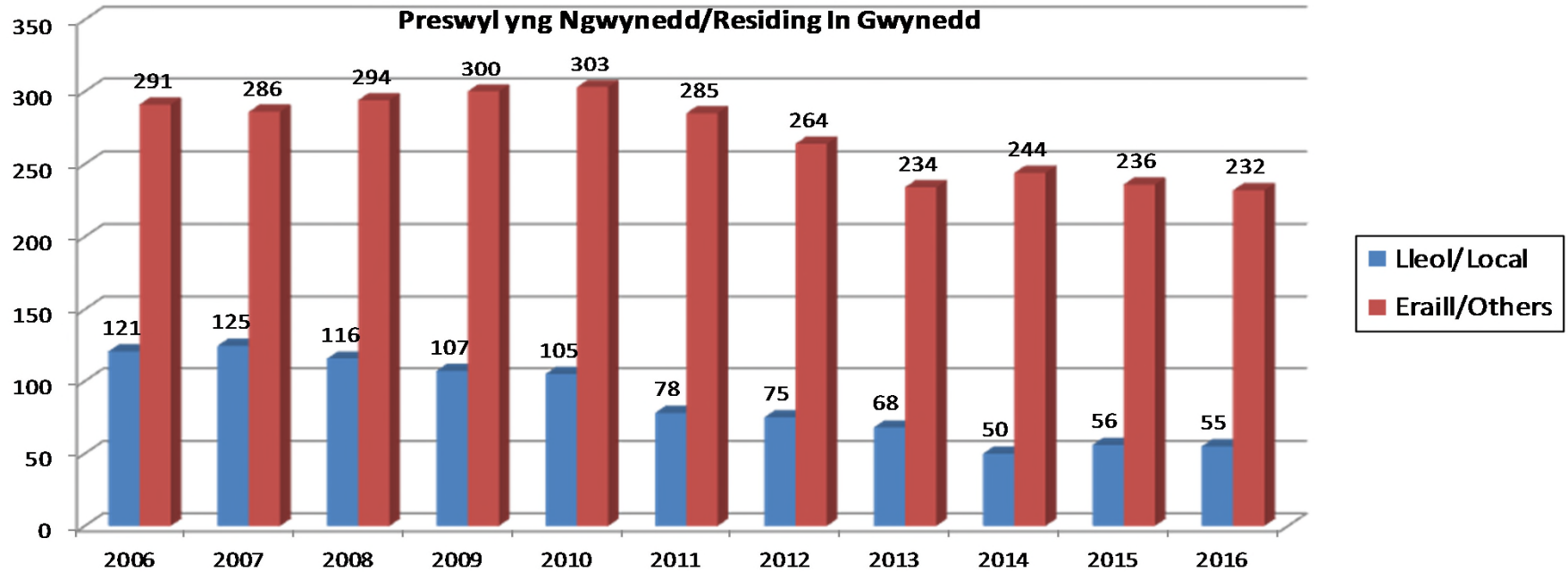
**Cychod Hwyl/Pwer ar yr rhestr diddordeb mewn angorfa - No of Sail/Power vessels on the Expressions of Interest list**



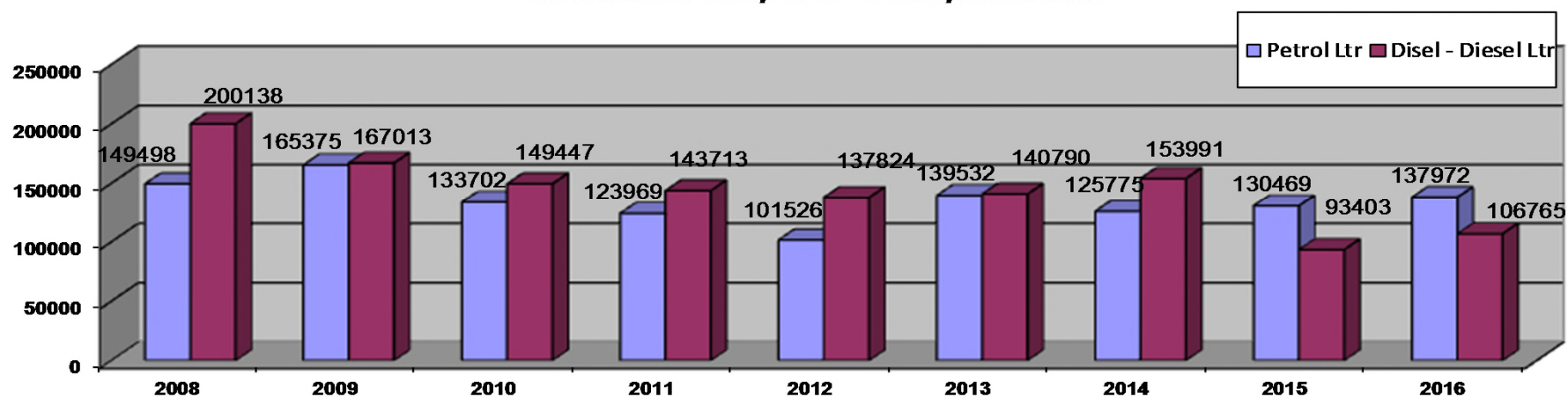
**Nifer o gychod Hwyllo/Pwer yn yr Hafan - No. of sailing/power vessels in the Hafan**



**Preswyl yng Ngwynedd/Residing In Gwynedd**



### Gwerthiant Petrol/Disel - Petrol/Diesel sales



### Dadansoddiad o pam fod perchennog doc yn gadel - 1taf Ebrill i 31ain o Fawrth

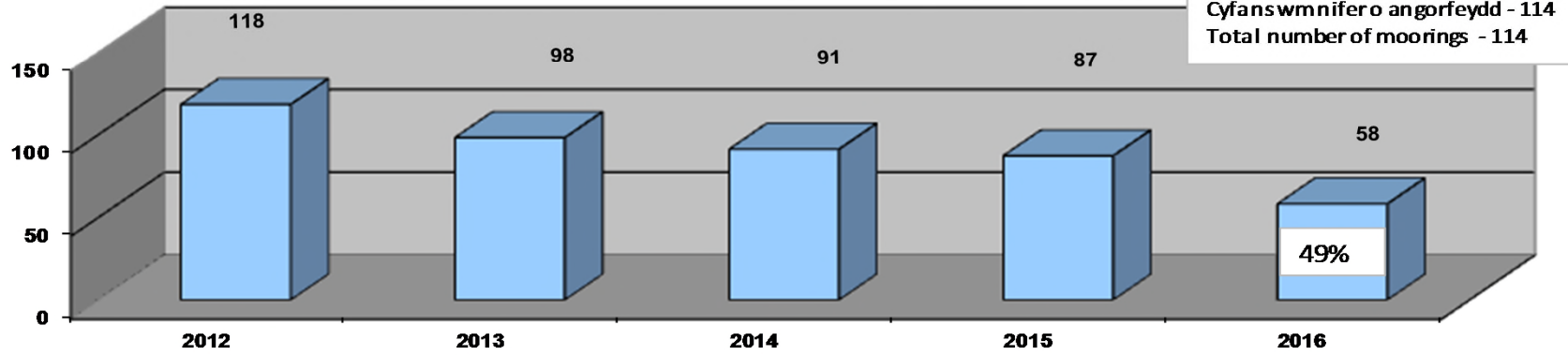
#### Analysis of why resident berthholders leave 1st April to 31st March

	2008	2009	2010	2011	2012	2013	2014	2015	2016
Wedi gwerthu cwch/sold boat	2	12	15	12	20	7	13	9	5
Ardal newydd/New Cruising Ground	5	4	10	12	26	8	7	5	1
Parcio a lansio/Park and Launch	0	0	6	2	0	3	4	1	1
Dim rheswm/No reason given	34	30	28	24	17	16	14	2	3
Rhu ddrud/Too expensive	14	3	6	2	3	1	1	3	0
Methdalwr/Bankrupt	1	6	1	0	2	2	0	1	0
Iechyd/ill health	7	6	3	8	4	8	2	4	1
Blwyddyn allan/Year out	8	13	10	5	3	5	2	2	0
Carthu/Dredging	0	2	2	8	4	0	0	1	0
<b>Cyfanswm/Total</b>	<b>71</b>	<b>76</b>	<b>81</b>	<b>73</b>	<b>79</b>	<b>50</b>	<b>43</b>	<b>28</b>	<b>11</b>

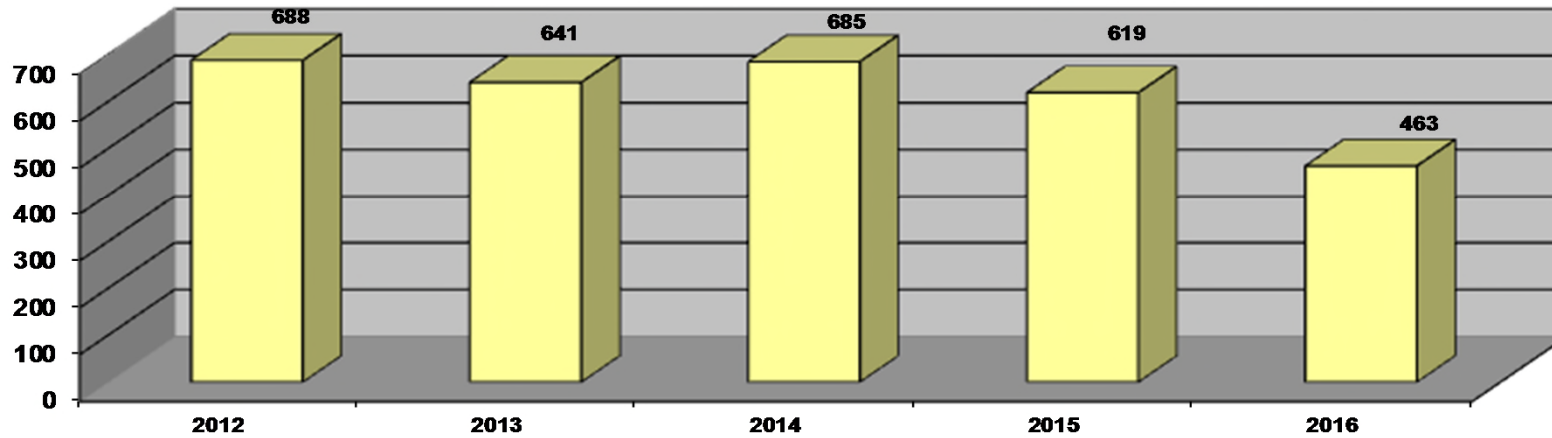
Hyd at Mawrth 2017  
Up to March 2017

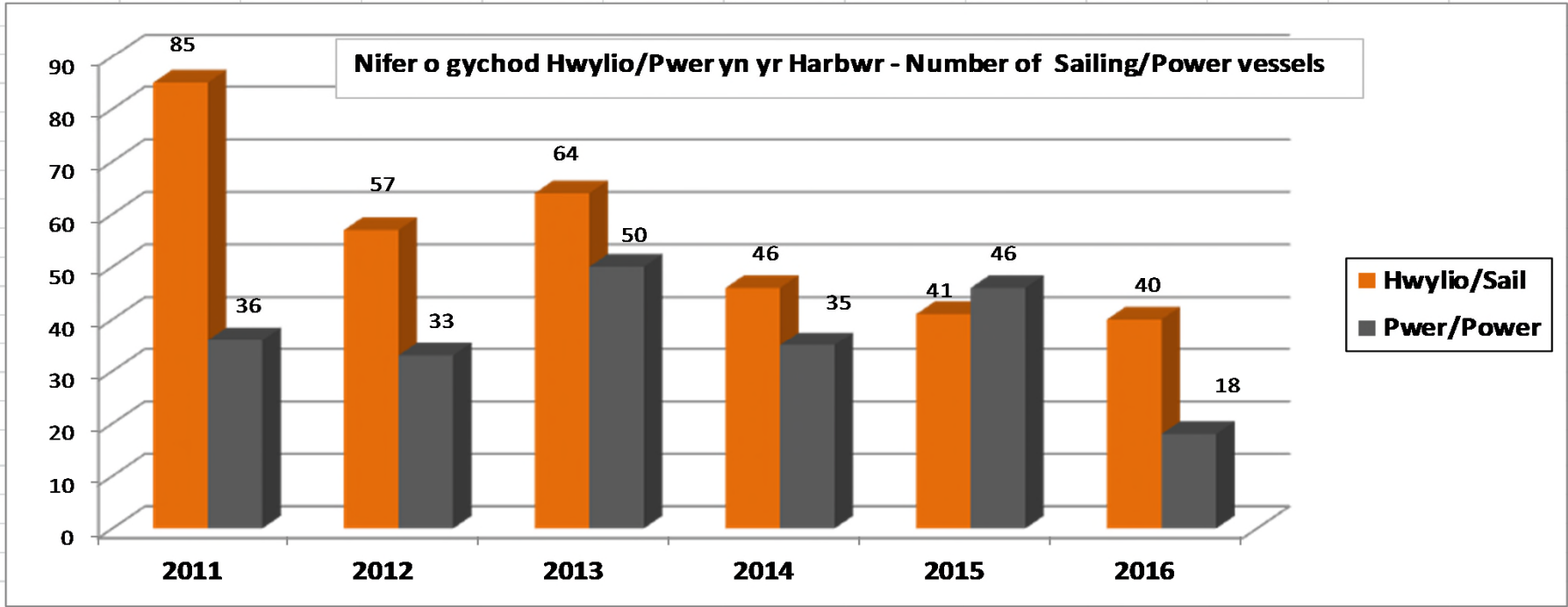
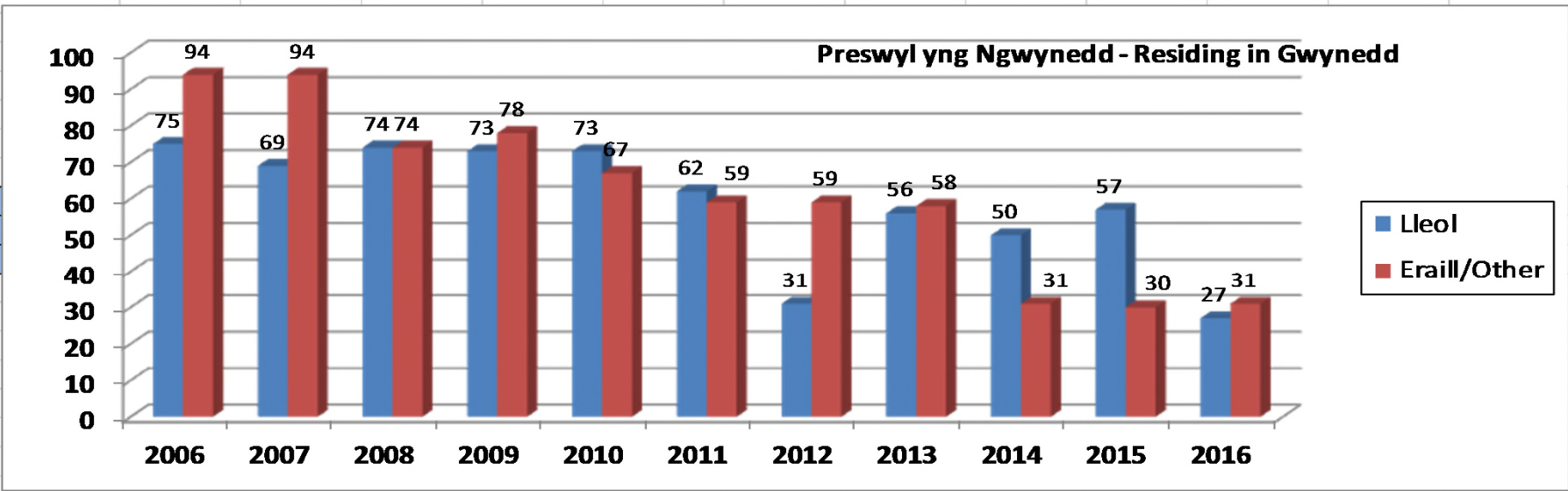
**Ystadegau Blynyddol *Harbwr Pwllheli* - i Mawrth 2017**  
**Annual Statistics for *Pwllheli Harbour* - to March 2017**

**Nifer o Gychod Blynyddol - Number of annual Resident vessels**



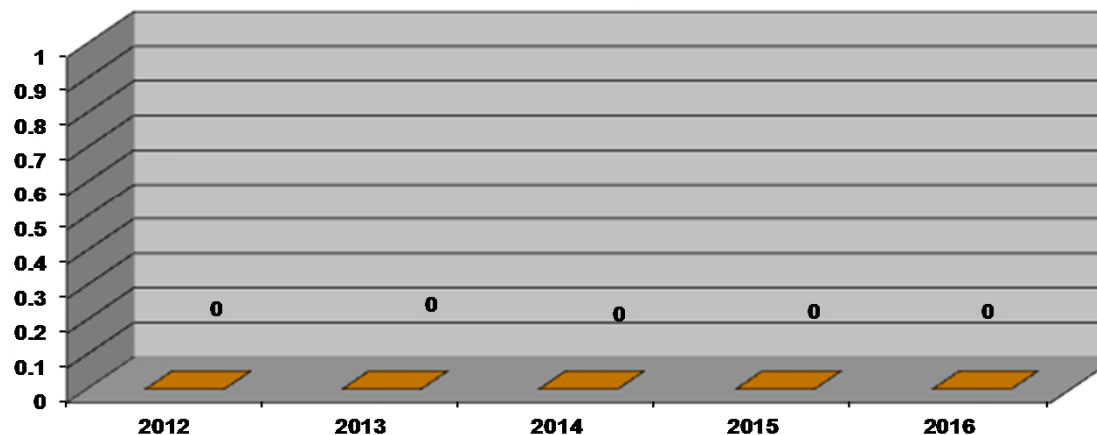
**Cyfanswm medr cychod blynyddol - Total metres Resident boats**







**Nifer o gychoed ar yr rhestr diddordeb mewn angorfa -  
No. of vessels on the Expressions of Interest list**



**Dadansoddiad o pam fod perchennog doc yn gadel - 1taf Ebrill i 31ain o Fawrth**  
*Analysis of why resident berthholders leave 1st April to 31st March*

	2013	2014	2015	2016	2017	2018	2019	2020
Wedi gwerthu cwch/sold boat	3	4	0	1				
Ardal newydd/New Cruising Ground	0	0	17	0				
Parcio a lansio/Park and Launch	0	0	0	0				
Dim rheswm/No reason given	0	0	12	0				
Rhu ddrud/Too expensive	0	0	0	0				
Methdalwr/Bankrupt	0	0	0	0				
Iechyd/III health	0	0	0	0				
Blwyddyn allan/Year out	0	0	0	0				
Carthu/Dredging	0	0	0	0				
<b>Cyfanswm/Total</b>	<b>3</b>	<b>4</b>	<b>29</b>	<b>1</b>				

Hyd at Mawrth 2017  
Up to March 2017

